

# Monroe, Connecticut

## General

ACS, 2017–2021	Monroe	State
Current Population	18,927	3,605,330
Land Area <i>mi</i> <sup>2</sup>	26	4,842
Population Density <i>people per mi</i> <sup>2</sup>	726	745
Number of Households	6,274	1,397,324
Median Age	41	41
Median Household Income	\$127,995	\$83,572
Poverty Rate	3%	10%

## Economy

### Top Industries

Lightcast, 2021 (2 and 3 digit NAICS)	Jobs	Share of Industry
<b>1</b> Government <i>Local Government</i>	1,571	94%
<b>2</b> Retail Trade <i>Food and Beverage Stores</i>	1,158	27%
<b>3</b> Manufacturing <i>Computer and Electronic Product Mfg</i>	823	34%
<b>4</b> Other Services (except Public Admin) <i>Private Households</i>	805	32%
<b>5</b> Accommodation and Food Services <i>Food Services and Drinking Places</i>	748	99%
Total Jobs, All Industries	7,182	

### SOTS Business Registrations

Secretary of the State, August 2023

#### New Business Registrations by Year

Year	2018	2019	2020	2021	2022
Total	206	168	171	204	241

Total Active Businesses 2,093

### Key Employers

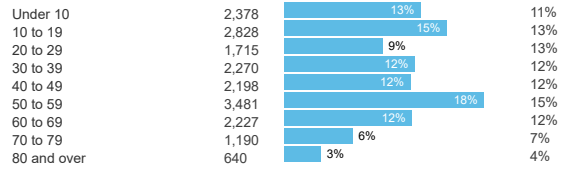
Data from Municipalities, 2023

- Victorinox Swiss Army
- Biomerics NLE, LLC
- Sippin Energy Products
- Church Hill Classics LTD
- Benedict's Home and Garden

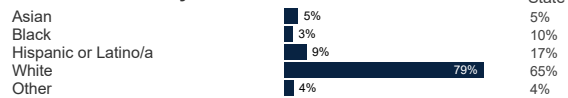
## Demographics

ACS, 2017–2021

### Age Distribution



### Race and Ethnicity

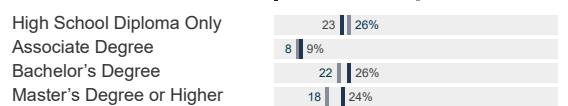


*Hispanic includes those of any race. Remaining racial groups include only non-hispanic. 'Other' includes American Indian, Alaska Native, Native Hawaiian, Pacific Islander, two or more races.*

### Language Spoken at Home



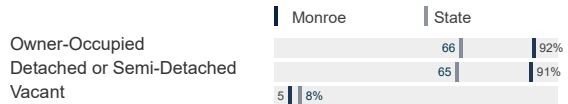
### Educational Attainment



## Housing

ACS, 2017–2021

	Monroe	State
Median Home Value	\$385,900	\$286,700
Median Rent	\$1,408	\$1,260
Housing Units	6,607	1,527,039



## Schools

CT Department of Education, 2022-23

### School Districts

	Available Grades	Total Enrollment	Pre-K Enrollment	4-Year Grad Rate (2021-22)
Monroe School District	PK-12	3,179	36	98%
Statewide	-	513,079	15,300	88%

### Smarter Balanced Assessments

Met or Exceeded Expectations, 2021-22

	Math	ELA
Monroe School District	73%	82%
Statewide	48%	56%

# Monroe, Connecticut

## Labor Force

CT Department of Labor, 2022

	Monroe	State
Employed	9,775	1,851,993
Unemployed	410	80,470

Unemployment Rate

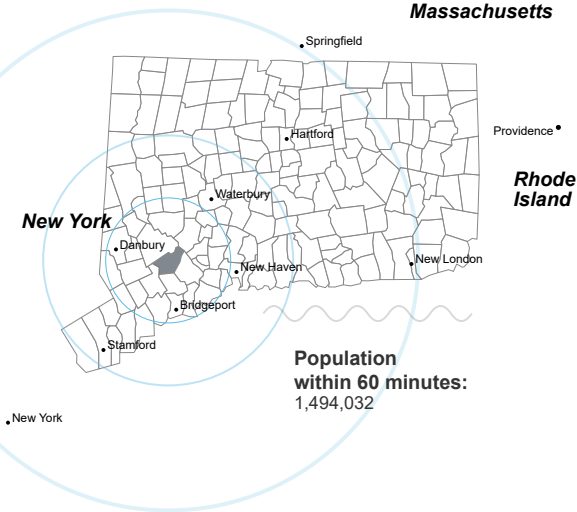


Self-Employment Rate\*



\*ACS, 2017–2021

## Catchment Areas of 15mi, 30mi, and 60mi



## Access

ACS, 2017–2021

	Monroe	State
Mean Commute Time *	33 min	26 min
No Access to a Car	4   8%	
No Internet Access	4   9%	

## Commute Mode

Public Transport	3   4%
Walking or Cycling	0   3%
Driving	82   85%
Working From Home *	10   11%

## Public Transit

CT <i>transit</i> Service	-
Other Public Bus Operations	-
Train Service	-

\* 5 year estimates include pre-pandemic data

## Fiscal Indicators

CT Office of Policy and Management, State FY 2020-21

### Municipal Revenue

Total Revenue	\$98,907,792
Property Tax Revenue	\$79,305,702
<i>per capita</i>	\$4,216
<i>per capita, as % of state avg.</i>	131%
Intergovernmental Revenue	\$17,496,142
Revenue to Expenditure Ratio	1%

### Municipal Expenditure

Total Expenditure	\$93,276,073
Educational	\$64,973,834
Other	\$28,302,239

### Grand List

Equalized Net Grand List	\$3,176,321,139
<i>per capita</i>	\$169,277
<i>per capita, as % of state avg.</i>	104%
Commercial/Industrial Share of Net Grand List	0%
Actual Mill Rate	35.48
Equalized Mill Rate	24.91

### Municipal Debt

Moody's Rating (2023)	Aa2
S&P Rating (2023)	AAA
Total Indebtedness	\$25,902,686
<i>per capita</i>	\$1,380
<i>per capita, as % of state avg.</i>	51%
<i>as percent of expenditures</i>	28%
Annual Debt Service	\$6,212,908
<i>as % of expenditures</i>	7%



Search AdvanceCT's **SiteFinder**, Connecticut's most comprehensive online database of available commercial properties. [advancect.org/site-selection/ct-sitefinder](http://advancect.org/site-selection/ct-sitefinder)

## About Town Profiles

The Connecticut Town Profiles are two-page reports of demographic and economic information for each of Connecticut's 169 municipalities. Reports for data are available from [profiles.ctdata.org](http://profiles.ctdata.org)

Feedback is welcome, and should be directed to [info@ctdata.org](mailto:info@ctdata.org)

These Profiles can be used free of charge by external organizations, as long as *AdvanceCT* and *CTData Collaborative* are cited. No representation or warranties, expressed or implied, are given regarding the accuracy of this information.