

# Trumbull, Connecticut

## General

ACS, 2017–2021	Trumbull	State
Current Population	36,830	3,605,330
Land Area <i>mi</i> <sup>2</sup>	23	4,842
Population Density <i>people per mi</i> <sup>2</sup>	1,585	745
Number of Households	12,282	1,397,324
Median Age	42	41
Median Household Income	\$138,801	\$83,572
Poverty Rate	4%	10%

## Economy

### Top Industries

Lightcast, 2021 (2 and 3 digit NAICS)	Jobs	Share of Industry
1 Retail Trade <i>Motor Vehicle and Parts Dealers</i>	3,574	33%
2 Government <i>State Government</i>	2,295	32%
3 Construction <i>Construction of Buildings</i>	918	95%
4 Professional, Scientific, and Tech Svc <i>Professional, Scientific, and Tech Svc</i>	766	44%
5 Accommodation and Food Services <i>Food Services and Drinking Places</i>	754	100%
Total Jobs, All Industries	13,641	

### SOTS Business Registrations

Secretary of the State, August 2023

#### New Business Registrations by Year

Year	2018	2019	2020	2021	2022
Total	294	300	315	415	421

Total Active Businesses 3,837

### Key Employers

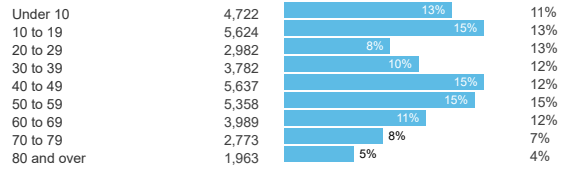
Data from Municipalities, 2023

- 1 Lockheed Marting/Helicopter Company
- 2 Henkel Corporation
- 3 Image First Healthcare Laundry
- 4 Unilever
- 5 Cooper Surgical

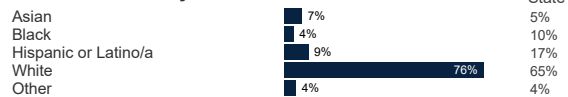
## Demographics

ACS, 2017–2021

### Age Distribution



### Race and Ethnicity

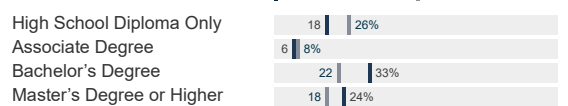


*Hispanic includes those of any race. Remaining racial groups include only non-hispanic. 'Other' includes American Indian, Alaska Native, Native Hawaiian, Pacific Islander, two or more races.*

### Language Spoken at Home



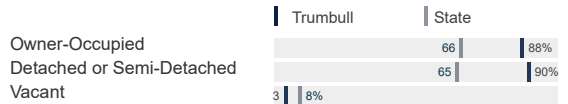
### Educational Attainment



## Housing

ACS, 2017–2021

	Trumbull	State
Median Home Value	\$417,600	\$286,700
Median Rent	\$2,063	\$1,260
Housing Units	12,715	1,527,039



## Schools

CT Department of Education, 2022-23

### School Districts

	Available Grades	Total Enrollment	Pre-K Enrollment	4-Year Grad Rate (2021-22)
Trumbull School District	PK-12	6,739	196	97%
Statewide	-	513,079	15,300	88%

### Smarter Balanced Assessments

Met or Exceeded Expectations, 2021-22

	Math	ELA
Trumbull School District	76%	80%
Statewide	48%	56%

# Trumbull, Connecticut

## Labor Force

CT Department of Labor, 2022

	Trumbull	State
Employed	17,311	1,851,993
Unemployed	693	80,470

Unemployment Rate



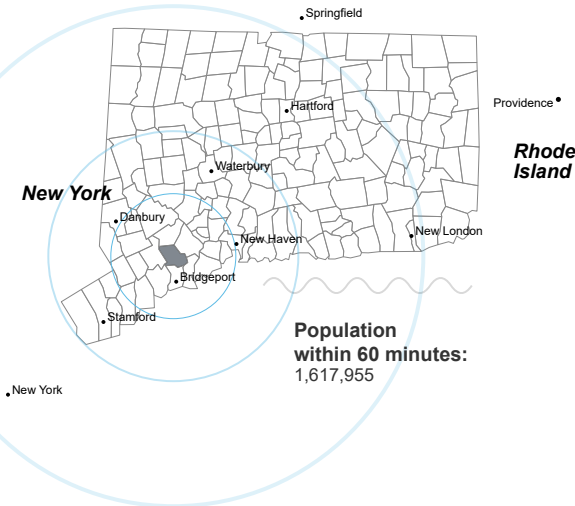
Self-Employment Rate\*



\*ACS, 2017–2021

## Catchment Areas of 15mi, 30mi, and 60mi

Massachusetts




## Access

ACS, 2017–2021

	Trumbull	State
Mean Commute Time *	32 min	26 min

No Access to a Car



No Internet Access



## Commute Mode

Public Transport	4%
Walking or Cycling	3%
Driving	81%
Working From Home *	14%

## Public Transit

CT transit Service	-
Other Public Bus Operations	Greater Bridgeport Transit Authority
Train Service	-

\* 5 year estimates include pre-pandemic data

## Fiscal Indicators

CT Office of Policy and Management, State FY 2020-21

### Municipal Revenue

Total Revenue	\$190,848,002
Property Tax Revenue	\$162,691,040
per capita	\$4,367
per capita, as % of state avg.	136%
Intergovernmental Revenue	\$21,912,714
Revenue to Expenditure Ratio	1%

### Municipal Expenditure

Total Expenditure	\$188,683,955
Educational	\$124,982,957
Other	\$63,700,998

### Grand List

Equalized Net Grand List	\$7,234,399,798
per capita	\$195,789
per capita, as % of state avg.	120%
Commercial/Industrial Share of Net Grand List	0%
Actual Mill Rate	34.74
Equalized Mill Rate	22.30

### Municipal Debt

Moody's Rating (2023)	Aa2
S&P Rating (2023)	AA+
Total Indebtedness	\$108,319,028
per capita	\$2,932
per capita, as % of state avg.	108%
as percent of expenditures	57%
Annual Debt Service	\$12,441,974
as % of expenditures	7%



Search AdvanceCT's **SiteFinder**, Connecticut's most comprehensive online database of available commercial properties. [advancect.org/site-selection/ct-sitefinder](https://advancect.org/site-selection/ct-sitefinder)

## About Town Profiles

The Connecticut Town Profiles are two-page reports of demographic and economic information for each of Connecticut's 169 municipalities. Reports for data are available from [profiles.ctdata.org](https://profiles.ctdata.org)

Feedback is welcome, and should be directed to [info@ctdata.org](mailto:info@ctdata.org)

These Profiles can be used free of charge by external organizations, as long as *AdvanceCT* and *CTData Collaborative* are cited. No representation or warranties, expressed or implied, are given regarding the accuracy of this information.